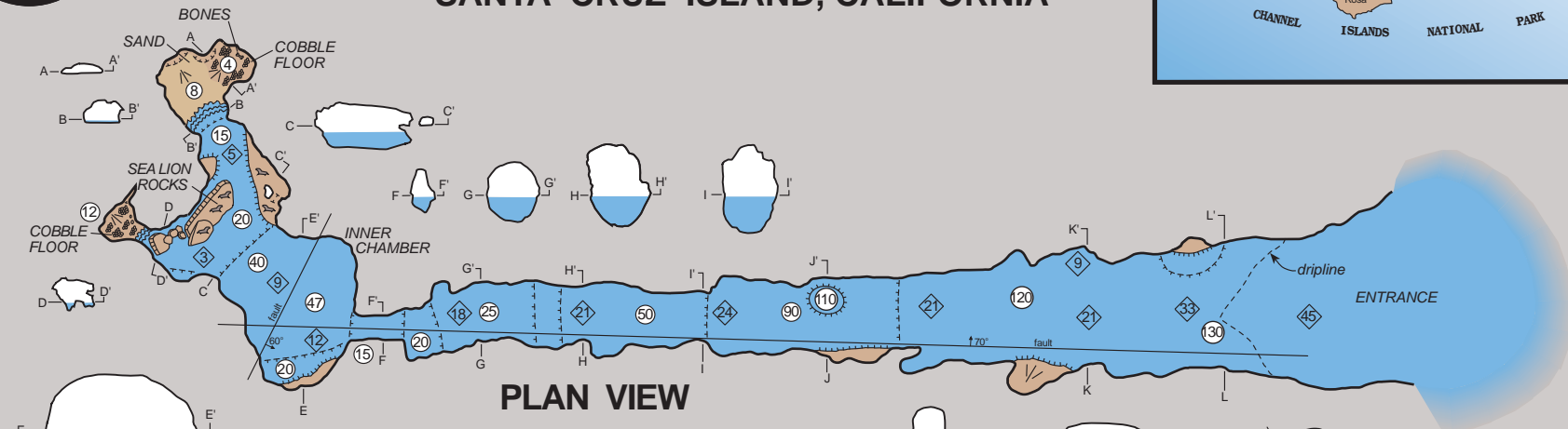


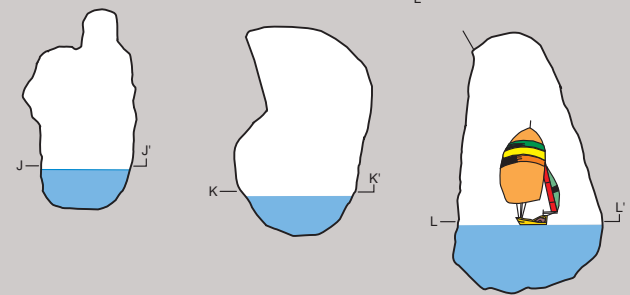
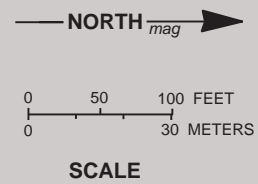


PAINTED CAVE

CHANNEL ISLANDS NATIONAL PARK SANTA CRUZ ISLAND, CALIFORNIA



- LEGEND**
- Breakdown Block
 - Breakdown
 - Drop or Ledge
 - Slope
 - Ceiling Dome
 - Ceiling Drop
 - Cobble Floor
 - Sand
 - Ceiling Height (Ft.)
 - Water Depth (Ft.)



SUUNTO AND TAPE SURVEY:
 1 May 1982 D. Bunnell, E. Garza, A. Heller,
 L. Laughrin, B. Richards, C. Vesely.
 Water depths based on K. Emery, 1982.

TOTAL SURVEY TRAVERSE: 1227 ft., 374 m

